

The Grand Rapids Children's Museum

Where children come to *Play and Learn!*



Songs, Books and Activities
About the Farm
Especially for YOUR Child!



Books to Share

There are lots of great books about the farm You and your child will enjoy reading some of these together!

- *All Pigs Are Beautiful* by Dick King-Smith, illustrated by Anita Jeram
- *Arthur on the Farm* by Marc Brown
- *Big Red Barn* by Margaret Wise Brown, illustrated by Felicia Bond
- *Charlie Needs A Cloak* by Tomie dePaola
- *Farm Morning* by David McPhail
- *Farming* by Gail Gibbons
- *Inside A Barn in the Country* by Alyssa Satin Capucilli, illustrated by Tedd Arnold
- *Mary Had A Little Lamb* by Sarah Josepha Hale, illustrated by Salley Mayor
- *Rock-a-Bye Farm* by Diane Johnston-Hamm, illustrated by Alexi Natchev
- *The Carrot Seed* by Ruth Krauss, illustrated by Crockett Johnson
- *The Cow That Went Oink* by Bernard Most
- *Who Took The Farmer's Hat?* by Joan L. Nodset & Joan M. Lexau, illustrated by Fritz Siebel



Look for more book suggestions on these websites:


- <http://stepbystepcc.com/farm.html>
- <http://kinderkorner.com/farm.html>

Time to Play

Using a few inexpensive materials that you probably already have at home, you and your child can do these farm-related activities together.


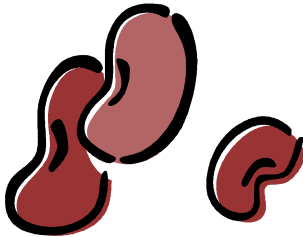
Make Your Own Butter

1. Fill a small jar about half full with whipping cream.
2. Take turns shaking the jar until the cream thickens and turns into butter.
3. You can speed up the process by putting a (clean) marble in the jar.
4. When your butter is ready, spread some on a cracker or piece of bread and enjoy!



Grow A Bean Garden

1. Soak a few dried beans in water for a several hours.
2. Put the beans in a ziplock sandwich bag and add some dampened cotton balls or paper towels.
3. Zip the bag closed and put it in a warm spot out of the sun.
4. Check the beans every day—what is happening?
5. After the beans sprout, you can plant them in a cup or pot and help them continue to grow with water and sunlight.




Fruit and Vegetable Art

1. Cut several firm fruits and/or vegetables (apple, carrot, potato, etc.) in half so there is a flat surface.
2. Dip the flat surface in a shallow dish of washable paint and print on a sheet of paper. Use several colors of paint for more interest.
3. You can also dip vegetables such as carrot tops, green beans or celery stalks in paint and use them as paintbrushes.



For more farm-themed art project ideas, go to
<http://www.preschooleducation.com/afarm.shtml>

More Time to Play



Pick Your Own Apples

At apple-picking time, visit a pick-your-own apple farm. This might be a good trip to make with another parent or two with young children—the more, the merrier! After you get home with the apples, try making a batch of applesauce (recipe below).

Homemade Applesauce

1. Peel and core some apples (amount is up to you, but do a small enough number so your child stays interested in the project, and not so many that they overflow the pot they will be cooked in).
2. Have your child help cut the apples into smaller chunks with a plastic knife and put the pieces in a pot.
3. Add a small amount of water, apple juice or cider, cover and cook on medium-low heat until it starts to look mushy (about 20 minutes).
4. Transfer mushy apples to a mixing bowl and help your child mash them with a potato masher. You can also use a food mill for this step if you have one.
5. When the applesauce has cooled, try it together!
6. Note: You may sweeten your applesauce to taste with sugar or another sweetener, but it isn't necessary—it tastes great unsweetened.



Visit a Farm or Farmer's Market



There are lots of farms and farmer's markets in the Grand Rapids area that provide opportunities for fun family visits. Many also schedule special seasonal activities such as corn mazes, hayrides, pumpkin picking and cutting your own Christmas tree.

Follow these links for locations:


- Farms: <http://www.michigan.org/Things-to-Do/Attractions/Farms-and-Mills/Default.aspx?city=G3095>
- Farmer's markets: <http://www.michigan.org/Things-to-Do/Shopping/Farm-Markets/Default.aspx?city=G3095&lm=pf>



Songs and Poems About the Farm

TWO MOTHER PIGS

Two mother pigs lived in a pen,
(two thumbs up)
Each had four babies and that made ten.
(wiggle four fingers on each hand)
These four babies were pink and white.
(wiggle four fingers on one hand)
These four babies were black as night.
(wiggle four fingers on the other hand)
All eight babies loved to play.
(Wiggle eight fingers)
And they rolled and rolled in the mud all day.
(Roll hands)
At night, with their mother, they curled up in a heap,
(make fists, palms up)
And squealed and squealed 'til they went to sleep.
(tuck thumbs under fingers)



TEN FLUFFY CHICKS

Five eggs and five eggs,
(hold up five fingers and five fingers)
That makes ten.
(wiggle ten fingers)
Sitting on top is the Mother Hen
(lock fingers together, knuckles up)
Crackle, crackle, crackle, what do I see?
(clap hands)
Ten fluffy chickens as yellow as can be.
(hold up ten fingers)



THE FARMER

Sun is coming up
Farmer's out the door,
He will go to milk the cows,
And start his daily chores.
Sun is going down
Horse is in the stable,
All the fields are planted now,
Supper's on the table.



More Songs and Poems About the Farm

THE TRACTOR IN THE FIELD

Tune: "The Wheels on the Bus"

The tractor in the field goes round and round,
Round and round, round and round.
The tractor in the field goes round and round
All around the farm.

The cow in the pasture goes moo moo moo,
Moo moo moo, moo moo moo.
The cow in the pasture goes moo moo moo
All around the farm.

The horse in the stable goes neigh neigh neigh...
The pig in the pen goes oink, oink, oink...
The duck in the pond goes quack, quack, quack,..
The rooster on the fence goes cock-a-doodle-do,,,

(You and your child can make up more verses too!)




EVERY DAY ON THE FARM

Tune: "Here We Go Round the Mulberry Bush"

This is the way we milk the cows, milk the cows,
milk the cows,
This is the way we milk the cows
Every day on the farm.


This is the way we mow the hay..
This is the way we feed the chicks...
This is the way we pick the corn...
This is the way we shear the sheep...

(How many more farm jobs can you think of?)



FIVE FRIENDLY FARMERS

Five friendly farmers
Wake up with the sun,
For it is early morning
And the chores must be done.
The first friendly farmer
Goes to milk the cow.
The second friendly farmer
Thought he'd better plow.
The third friendly farmer
Feeds the hungry hens.
The fourth friendly farmer
Puts the piggies in their pens.
The fifth friendly farmer
Picks the ripe corn.
And waves to the neighbor
When he blows his horn.
When the work is finished
And the evening sky is red
Five tired farmers
Tumble into bed!





Additional Resources

We found many of the songs, poems and activities in this booklet at the following websites. Check them out—they're full of great activities on a variety of subjects!

<http://www.everythingpreschool.com/themes/farmanimals/index.htm>

[http://www.angelfire.com/dc/childsplay/Down on the Farm Theme.htm#songs](http://www.angelfire.com/dc/childsplay/Down+on+the+Farm+Theme.htm#songs)

<http://www.after-school-care.com/Replies.aspx?Post=50&ReplyPage=2>

<http://www.canteach.ca/elementary/songspoems55.html>

<http://kiddyhouse.com/Farm/>